


(I)(a)

Statement showing Shareholding Pattern


Name of Company : ELECTROTHERM (INDIA) LIMITED  
Scrip Code, Name of the Scrip : BSE : 526608  
Class of Security: Equity Shares  
Quarter Ended: 31<sup>st</sup> December, 2013

Partly paid-up shares	No. of partly paid-up shares	As a % of total no. of partly paid-up shares	As a % of total no. of shares of the company
Held by Promoter/Promoters Group	0	N.A.	N.A.
Held by Public	0	N.A.	N.A.
Total	0	N.A.	N.A.
Outstanding convertible securities	No. of outstanding securities	As a % of total No. of outstanding convertible securities	As a % of total no. of shares of the company, assuming full conversion of the convertible securities
Held by Promoter/Promoter Group	0	N.A.	N.A.
Held by Public	0	N.A.	N.A.
Total	0	N.A.	N.A.
Warrants	No. of warrants	As a % of total no. of warrants	As a % of total no. of shares of the company, assuming full conversion of warrants
Held by Promoter/Promoter Group	0	N.A.	N.A.
Held by Public	0	N.A.	N.A.
Total	0	N.A.	N.A.
Total paid-up capital of the company assuming full conversion of warrants and convertible securities	11476374 Equity Shares of Rs. 10/- each		




Category code	Category of Shareholder	Number of Shareholders	Total number of shares	Number of shares held in dematerialized form	Total shareholding as a percentage of total number of shares		Shares Pledged or otherwise encumbered	
					As a percentage of (A+B)	As a percentage of (A+B+C)	Number of shares	As a percentage
(I)	(II)	(III)	(IV)	(V)	(VI)	(VII)	(VIII)	(IX)= (VIII)/(IV)*100
(A)	Shareholding of Promoter and Promoter Group							
1	Indian							
(a)	Individuals/ Hindu Undivided Family	9	2280575	2280575	19.87	19.87	300000	13.15
(b)	Central Government/ State Government(s)	0	0	0	0.00	0.00		
(c)	Bodies Corporate	1	975000	975000	8.50	8.50		
(d)	Financial Institutions/ Banks	0	0	0	0.00	0.00		
(e)	Any Others (Specify)	0	0	0	0.00	0.00		
	Sub Total (A)(1)	10	3255575	3255575	28.37	28.37	300000	9.21
2	Foreign							
(a)	Individuals (Non-Residents Individuals/Foreign Individuals)	1	512500	512500	4.47	4.47		
(b)	Bodies Corporate	0	0	0	0.00	0.00		
(c)	Institutions	0	0	0	0.00	0.00		
(d)	Qualified Foreign Investor	0	0	0	0.00	0.00		
(e)	Any Others (Specify)	0	0	0	0.00	0.00		
	Sub Total(A)(2)	1	512500	512500	4.47	4.47		
	Total Shareholding of Promoter and Promoter Group (A)= (A)(1)+(A)(2)	11	3768075	3768075	32.83	32.83	300000	7.96
(B)	Public shareholding						N.A.	N.A.
1	Institutions						N.A.	N.A.
(a)	Mutual Funds / UTI	2	9800	0	0.09	0.09		
(b)	Financial Institutions / Banks	1	100	0	0.00	0.00		
(c)	Central Government / State Government(s)	0	0	0	0.00	0.00		
(d)	Venture Capital Funds	0	0	0	0.00	0.00		
(e)	Insurance Companies	0	0	0	0.00	0.00		
(f)	Foreign Institutional Investors	0	0	0	0.00	0.00		
(g)	Foreign Venture Capital Investors	0	0	0	0.00	0.00		
(h)	Qualified Foreign Investor	0	0	0	0.00	0.00		
(i)	Any Other (specify)							
(i-i)	Foreign Financial Institutions	1	1366666	1366666	11.91	11.91		
	Sub-Total (B)(1)	4	1376566	1366666	11.99	11.99		
2	Non-institutions						N.A.	N.A.
(a)	Bodies Corporate	233	1304802	803102	11.37	11.37		
(b)	Individuals							
i	Individual shareholders holding nominal share capital up to Rs 1 lakh	7532	1362689	1326007	11.87	11.87		
ii	Individual shareholders holding nominal share capital in excess of Rs. 1 lakh.	9	274713	203513	2.39	2.39		
(c)	Qualified Foreign Investor	0	0	0	0.00	0.00		
(d)	Any Other (specify)							
(d-i)	Clearing Member	49	27253	27253	0.24	0.24		
(d-ii)	Foreign Company	2	2000000	0	17.43	17.43		
(d-iii)	Non-Resident Indians	84	70045	69545	0.61	0.61		
(d-iv)	Trusts	1	1292231	1292231	11.26	11.26		
	Sub-Total (B)(2)	7910	6331733	3721651	55.17	55.17		
(B)	Total Public Shareholding (B)= (B)(1)+(B)(2)	7914	7708299	5088317	67.17	67.17	N.A.	N.A.
	TOTAL (A)+(B)	7925	11476374	8856392	100.00	100.00	300000	2.61
(C)	Shares held by Custodians and against which Depository Receipts have been issued						N.A.	N.A.
(1)	Promoter and Promoter Group	0	0	0	0	0		
(2)	Public	0	0	0	0	0		
	GRAND TOTAL (A)+(B)+(C)	7925	11476374	8856392	100.00	100.00	300000	

Sr. No.	Notes
1	3,00,000 Equity Shares of promoters has been pledged to the Bank of India towards the securities for various facilities sanctioned / disbursed by Bank of India.



(1)(b) Statement showing holding of securities (including shares, warrants, convertible securities) of persons belonging to the category "Promoter and Promoter Group"

Sr. No.	Name of the shareholder	Details of shares held		Encumbered shares			Details of warrant		Details of Convertible Securities		Total Shares (including underlying shares assuming full conversion of warrants and convertible securities) as a % of diluted share capital
		Number of shares held	As a % of grand total (A)+(B)+(C)	Number	As a percentage	As a % of grand total (A)+(B)+(C) of sub-clause (I)(a)	Number of warrants held	As a % total number of warrants of the same class	Number of convertible securities held	As a % total number of convertible securities of the same class	
(I)	(II)	(III)	(IV)	(V)	(VI) = (V)/(III) *100	(VII)	(VIII)	(IX)	(X)	(XI)	(XII)
1	WESTERN INDIA SPECIALITY HOSPITAL LTD.	975000	8.50	0	N.A.	N.A.	N.A.	N.A.	N.A.	N.A.	N.A.
2	SHAILESH BHANDARI	848275	7.39	150000	17.68	1.31	N.A.	N.A.	N.A.	N.A.	N.A.
3	MUKESH BHANDARI	809500	7.05	150000	18.53	1.31	N.A.	N.A.	N.A.	N.A.	N.A.
4	RAKESH BHANDARI	512500	4.47	0	N.A.	N.A.	N.A.	N.A.	N.A.	N.A.	N.A.
5	RITU BHANDARI	243025	2.12	0	N.A.	N.A.	N.A.	N.A.	N.A.	N.A.	N.A.
6	NAGESH BHANDARI	233125	2.03	0	N.A.	N.A.	N.A.	N.A.	N.A.	N.A.	N.A.
7	MUKESH BHANWARLAL BHANDARI [HUF]	60000	0.52	0	N.A.	N.A.	N.A.	N.A.	N.A.	N.A.	N.A.
8	INDUBALA BHANDARI	51500	0.45	0	N.A.	N.A.	N.A.	N.A.	N.A.	N.A.	N.A.
9	NARENDRA DALAL	34500	0.30	0	N.A.	N.A.	N.A.	N.A.	N.A.	N.A.	N.A.
10	JYOTI BHANDARI	375	0.00	0	N.A.	N.A.	N.A.	N.A.	N.A.	N.A.	N.A.
11	REEMA BHANDARI	275	0.00	0	N.A.	N.A.	N.A.	N.A.	N.A.	N.A.	N.A.
<b>TOTAL</b>		<b>3768075</b>	<b>32.83</b>	<b>300000</b>	<b>7.96</b>	<b>2.61</b>	<b>N.A.</b>	<b>N.A.</b>	<b>N.A.</b>	<b>N.A.</b>	<b>N.A.</b>



(l)(c)(i) Statement showing holding of Securities (including Shares, Warrants, Convertible Securities) of persons belonging to the category "Public" and holding more than 1% of the total number of shares

Sr. No.	Name of the Shareholder	Number of shares held	Shares as a percentage of total number of shares [i.e., Grand Total (A)+(B)+(C) Indicated in Statement at para (l)(a) above]	Details of warrants		Details of convertible securities		Total Shares (including underlying shares assuming full conversion of warrants and convertible securities) as a % of diluted share capital
				Number of warrants held	As a % total number of warrants of the same class	Number of convertible securities held	% w.r.t. total number of convertible securities of the same class	
1	DEG-Deutsche Investitions- und Entwicklungsgesellschaft mbH	1366666	11.91	N.A.	N.A.	N.A.	N.A.	N.A.
2	IDBI TRUSTEESHIP SERVICES LIMITED (INDIA ADVANTAGE FUND - VI)	1292231	11.26	N.A.	N.A.	N.A.	N.A.	N.A.
3	CASTLESHINE PTE LIMITED	1000000	8.71	N.A.	N.A.	N.A.	N.A.	N.A.
4	LEADHAVEN PTE LIMITED	1000000	8.71	N.A.	N.A.	N.A.	N.A.	N.A.
5	WEB BUSINESSES.COM GLOBAL LTD.	293299	2.56	N.A.	N.A.	N.A.	N.A.	N.A.
6	HIGHLAND FINANCE & INVESTMENTS PVT. LTD.	250000	2.18	N.A.	N.A.	N.A.	N.A.	N.A.
7	FROID FINANCE & INVESTMENTS PVT. LTD.	250000	2.18	N.A.	N.A.	N.A.	N.A.	N.A.
8	LAVISH PACKAGERS LTD.	248347	2.16	N.A.	N.A.	N.A.	N.A.	N.A.
TOTAL		5700543	49.67	N.A.	N.A.	N.A.	N.A.	N.A.

(l)(c)(ii) Statement showing holding of securities (including shares, warrants, convertible securities) of persons (together with PAC) belonging to the category "Public" and holding more than 5% of the total number of shares of the company

Sr. No.	Name of the Shareholder	Number of shares held	Shares as a percentage of total number of shares [i.e., Grand Total (A)+(B)+(C) indicated in Statement at para (l)(a) above]	Details of warrants		Details of convertible securities		Total Shares (including underlying shares assuming full conversion of warrants and convertible securities) as a % of diluted share capital
				Number of warrants held	As a % total number of warrants of the same class	Number of convertible securities held	% w.r.t. total number of convertible securities of the same class	
1	DEG-Deutsche Investitions- und Entwicklungsgesellschaft mbH	1366666	11.91	N.A.	N.A.	N.A.	N.A.	N.A.
2	IDBI TRUSTEESHIP SERVICES LIMITED (INDIA ADVANTAGE FUND - VI)	1292231	11.26	N.A.	N.A.	N.A.	N.A.	N.A.
3	CASTLESHINE PTE LIMITED	1000000	8.71	N.A.	N.A.	N.A.	N.A.	N.A.
4	LEADHAVEN PTE LIMITED	1000000	8.71	N.A.	N.A.	N.A.	N.A.	N.A.
TOTAL		4658897	40.60	N.A.	N.A.	N.A.	N.A.	N.A.



(I)(d) Statement showing details of locked-in shares

Sr. No.	Name of the shareholder	Number of locked-in shares	Locked-in shares as a percentage of total number of shares {i.e., Grand Total (A)+(B)+(C) indicated in Statement at para (I)(a) above}
	NIL	NIL	NIL
	TOTAL	NIL	NIL

(II)(a) Statement showing details of Depository Receipts (DRs)

Sr. No.	Type of outstanding DR (ADRs, GDRs, SDRs, etc.)	Number of outstanding DRs	Number of shares underlying outstanding DRs	Shares underlying outstanding DRs as a percentage of total number of shares {i.e., Grand Total (A)+(B)+(C) indicated in Statement at para (I)(a) above}
	NIL	NIL	NIL	NIL
	TOTAL	NIL	NIL	NIL

(II)(b) Statement showing Holding of Depository Receipts (DRs), where underlying shares held by 'Promoter / Promoter Group' are in excess of 1% of the total number of shares

Sr. No.	Name of the DR Holder	Type of outstanding DR (ADRs, GDRs, SDRs, etc.)	Number of shares underlying outstanding DRs	Shares underlying outstanding DRs as a percentage of total number of shares {i.e., Grand Total (A)+(B)+(C) indicated in Statement at para (I)(a) above}
	N.A.	N.A.	N.A.	NIL
	TOTAL	N.A.	N.A.	NIL

