

(l)(a)

## Statement showing Shareholding Pattern

Name of Company : ELECTROTHERM (INDIA) LIMITED

Scrip Code, Name of the Scrip :

BSE : 526608

NSE : ELECTHERM


Class of Security:

Equity Shares

Quarter Ended:


30th September, 2011

Partly paid-up shares	No. of partly paid-up shares	As a % of total no. of partly paid-up shares	As a % of total no. of shares of the company
Held by Promoter/Promoters Group	0	N.A.	N.A.
Held by Public	0	N.A.	N.A.
<b>Total</b>	<b>0</b>	<b>N.A.</b>	<b>N.A.</b>
Outstanding convertible securities	No. of outstanding securities	As a % of total No. of outstanding convertible securities	As a % of total no. of shares of the company, assuming full conversion of the convertible securities
Held by Promoter/Promoter Group	0	N.A.	N.A.
Held by Public	0	N.A.	N.A.
<b>Total</b>	<b>0</b>	<b>N.A.</b>	<b>N.A.</b>
Warrants	No. of warrants	As a % of total no. of warrants	As a % of total no. of shares of the company, assuming full conversion of warrants
Held by Promoter/Promoter Group	0	N.A.	N.A.
Held by Public	0	N.A.	N.A.
<b>Total</b>	<b>0</b>	<b>N.A.</b>	<b>N.A.</b>
<b>Total paid-up capital of the company assuming full conversion of warrants and convertible securities</b>	<b>11476374 Equity Shares of Rs. 10/- each</b>		




Category code	Category of Shareholder	Number of Shareholders	Total number of shares	Number of shares held in dematerialized form	Total shareholding as a percentage of total number of shares		Shares Pledged or otherwise encumbered	
					As a percentage of (A+B)	As a percentage of (A+B+C)	Number of shares	As a percentage
(I)	(II)	(III)	(IV)	(V)	(VI)	(VII)	(VIII)	(IX)= (VIII)/(IV)*100
<b>(A)</b>	<b>Shareholding of Promoter and Promoter Group</b>							
<b>1</b>	<b>Indian</b>							
(a)	Individuals/ Hindu Undivided Family	9	2280575	2280575	19.87	19.87	300000	13.15
(b)	Central Government/ State Government(s)	0	0	0	0.00	0.00		
(c)	Bodies Corporate	1	975000	975000	8.50	8.50		
(d)	Financial Institutions/ Banks	0	0	0	0.00	0.00		
(e)	Any Others(Specify)	0	0	0	0.00	0.00		
	<b>Sub Total(A)(1)</b>	<b>10</b>	<b>3255575</b>	<b>3255575</b>	<b>28.37</b>	<b>28.37</b>	<b>300000</b>	<b>9.21</b>
<b>2</b>	<b>Foreign</b>						N.A.	N.A.
(a)	Individuals (Non-Residents Individuals/Foreign Individuals)	1	512500	512500	4.47	4.47		
(b)	Bodies Corporate	0	0	0	0.00	0.00		
(c)	Institutions	0	0	0	0.00	0.00		
(d)	Any Others(Specify)	0	0	0	0.00	0.00		
	<b>Sub Total(A)(2)</b>	<b>1</b>	<b>512500</b>	<b>512500</b>	<b>4.47</b>	<b>4.47</b>		
	<b>Total Shareholding of Promoter and Promoter Group (A)= (A)(1)+(A)(2)</b>	<b>11</b>	<b>3768075</b>	<b>3768075</b>	<b>32.83</b>	<b>32.83</b>	<b>300000</b>	<b>7.96</b>
<b>(B)</b>	<b>Public shareholding</b>						N.A.	N.A.
<b>1</b>	<b>Institutions</b>	0	0	0	0.00	0.00	N.A.	N.A.
(a)	Mutual Funds / UTI	2	9800	0	0.09	0.09		
(b)	Financial Institutions / Banks	1	100	0	0.00	0.00		
(c)	Central Government / State Government(s)	0	0	0	0.00	0.00		
(d)	Venture Capital Funds	0	0	0	0.00	0.00		
(e)	Insurance Companies	1	9384	9384	0.08	0.08		
(f)	Foreign Institutional Investors	1	2675	2675	0.02	0.02		
(g)	Foreign Venture Capital Investors	0	0	0	0.00	0.00		
(h)	Any Other (specify)	0	0	0	0.00	0.00		
(h-1)	Foreign Financial Institutions	1	1366666	1366666	11.91	11.91		
	<b>Sub-Total (B)(1)</b>	<b>6</b>	<b>1388625</b>	<b>1378725</b>	<b>12.10</b>	<b>12.10</b>		
<b>2</b>	<b>Non-Institutions</b>						N.A.	N.A.
(a)	Bodies Corporate	283	1401349	899549	12.21	12.21		
(b)	Individuals							
i	Individual shareholders holding nominal share capital up to Rs 1 lakh	7598	1162813	1123611	10.13	10.13		
ii	Individual shareholders holding nominal share capital in excess of Rs. 1 lakh.	9	261987	190787	2.28	2.28		
(c)	Any Other (specify)	0	0	0	0	0		
(c-i)	Clearing Member	172	81813	81813	0.71	0.71		
(c-ii)	Foreign Company	2	2000000	0	17.43	17.43		
(c-iii)	Non-Resident Indians	91	43179	42679	0.38	0.38		
(c-iv)	Trusts	2	1368533	1368533	11.92	11.92		
	<b>Sub-Total (B)(2)</b>	<b>8157</b>	<b>6319674</b>	<b>3706972</b>	<b>55.07</b>	<b>55.07</b>		
<b>(B)</b>	<b>Total Public Shareholding (B)= (B)(1)+(B)(2)</b>	<b>8163</b>	<b>7708299</b>	<b>5085697</b>	<b>67.17</b>	<b>67.17</b>	<b>N.A.</b>	<b>N.A.</b>
	<b>TOTAL (A)+(B)</b>	<b>8174</b>	<b>11476374</b>	<b>8853772</b>	<b>100.00</b>	<b>100.00</b>	<b>300000</b>	<b>2.61</b>
<b>(C)</b>	<b>Shares held by Custodians and against which Depository Receipts have been Issued</b>						N.A.	N.A.
(1)	Promoter and Promoter Group	0	0	0	0	0		
(2)	Public	0	0	0	0	0		
	<b>GRAND TOTAL (A)+(B)+(C)</b>	<b>8174</b>	<b>11476374</b>	<b>8853772</b>	<b>100.00</b>	<b>100.00</b>	<b>300000</b>	<b>2.61</b>

Sr.No	Notes
1	3,00,000 Equity Shares of promoters has been pledged to the Bank of India towards the securities for various facilities sanctioned / disbursed by Bank of India.




(I)(b) Statement showing Shareholding of persons belonging to the category  
"Promoter and Promoter Group"

Sr. No.	Name of the shareholder	Total shares held		Shares pledged or otherwise encumbered		
		Number of shares	As a % of grand total (A) + (B) + (C)	Number	As a percentage (VI) = (V) / (III) * 100	As a % of grand total (A)+(B)+(C) of sub-clause (I)(a)
(I)	(II)	(III)	(IV)	(V)	(VI)	(VII)
1	WESTERN INDIA SPECIALITY HOSPITAL LTD.	975000	8.50	0	N.A.	N.A.
2	SHAILESH BHANDARI	848275	7.39	150000	17.68	1.31
3	MUKESH BHANDARI	809500	7.05	150000	18.53	1.31
4	RAKESH BHANDARI	512500	4.47	0	N.A.	N.A.
5	RITU BHANDARI	243025	2.12	0	N.A.	N.A.
6	NAGESH BHANDARI	233125	2.03	0	N.A.	N.A.
7	MUKESH BHANWARLAL BHANDARI [HUF]	60000	0.52	0	N.A.	N.A.
8	INDUBALA BHANDARI	51500	0.45	0	N.A.	N.A.
9	NARENDRA DALAL	34500	0.30	0	N.A.	N.A.
10	JYOTI BHANDARI	375	0.00	0	N.A.	N.A.
11	REEMA BHANDARI	275	0.00	0	N.A.	N.A.
	<b>TOTAL</b>	<b>3768075</b>	<b>32.83</b>	<b>300000</b>	<b>7.96</b>	<b>2.61</b>




(l)(c) Statement showing Shareholding of persons belonging to the category  
"Public" and holding more than 1% of the total number of shares

Sr. No.	Name of the Shareholder	Number of shares	Shares as a percentage of total number of shares {i.e., Grand Total (A)+(B)+(C) indicated in Statement at para (l)(a) above}
1	IDBI TRUSTEESHIP SERVICES LIMITED (INDIA ADVANTAGE FUND - VI)	1368333	11.92
2	DEG-Deutsche Investitions- und Entwicklungsgesellschaft mbH	1366666	11.91
3	CASTLESHINE PTE LIMITED	1000000	8.71
4	LEADHAVEN PTE LIMITED	1000000	8.71
5	WEB BUSINESSES.COM GLOBAL LTD.	310346	2.70
6	LAVISH PACKAGERS LTD.	277369	2.42
7	HIGHLAND FINANCE & INVESTMENTS PVT. LTD.	250000	2.18
8	FROID FINANCE & INVESTMENTS PVT. LTD.	250000	2.18
	<b>TOTAL</b>	<b>5822714</b>	<b>50.74</b>



(I)(d) Statement showing details of locked-in shares

Sr. No.	Name of the shareholder	Category of Shareholders (Promoters / Public)	Number of locked-in shares	Locked-in shares as a percentage of total number of shares {i.e., Grand Total (A)+(B)+(C) indicated in Statement at para (I)(a) above}
-	NIL	N.A.	NIL	NIL
	TOTAL	N.A.	NIL	NIL



(II)(a) Statement showing details of Depository Receipts (DRs)

Sr. No.	Type of outstanding DR (ADRs, GDRs, SDRs, etc.)	Number of outstanding DRs	Number of shares underlying outstanding DRs	Shares underlying outstanding DRs as a percentage of total number of shares {i.e., Grand Total (A)+(B)+(C) indicated in Statement at para (I)(a) above}
-	NIL	NIL	NIL	NIL
	TOTAL	NIL	NIL	NIL

(II)(b) Statement showing Holding of Depository Receipts (DRs), where underlying shares held by 'Promoter / Promoter Group' are in excess of 1% of the total number of shares

Sr. No.	Name of the DR Holder	Type of outstanding DR (ADRs, GDRs, SDRs, etc.)	Number of shares underlying outstanding DRs	Shares underlying outstanding DRs as a percentage of total number of shares {i.e., Grand Total (A)+(B)+(C) indicated in Statement at para (I)(a) above}
-	N.A.	N.A.	N.A.	NIL
	TOTAL	N.A.	N.A.	NIL

